

IT DEPARTMENT

User manual

Android: Remove ITU
account from mobile device

User manual

A guide on how to remove
your ITU account from Outlook
on your private Android device

© IT Department at the IT University of Copenhagen
Rued Langgaards Vej 7
2300 Copenhagen S


All rights reserved.

Last updated November 2020.

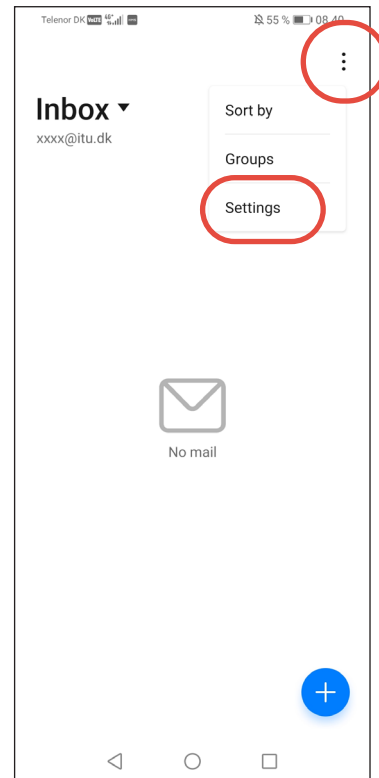
IT DEPARTMENT

1.1

Open the email application.

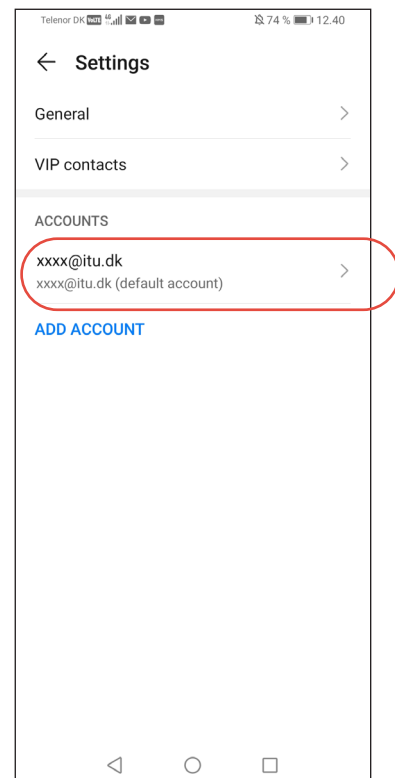


Open the settings from the menu in the top right corner.



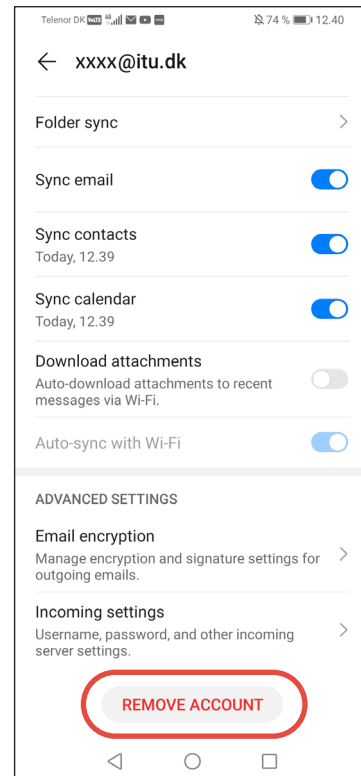
1.2

Select the account you want to remove.



1.3

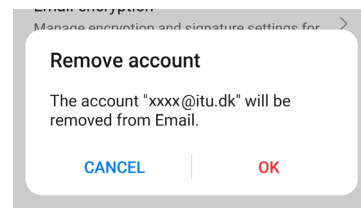
Select "Remove account".



1.4

Confirm that you wish to delete this account from your device.

You have now successfully deleted your account.



IT DEPARTMENT

IT University of Copenhagen
Rued Langgaards Vej 7
2300 Copenhagen S

Opening hours:
Monday - Friday
10 AM to 13 PM
Wing 2C

it@itu.dk